

Scaled data based on original data using
LM-79-08 Approved Method: Electrical and Photometric Measurements of Solid-
State Lighting Products

Test Report Prepared for
Cooper Lighting Solutions
(formerly Eaton)

Brand: McGRAW-EDISON

Report Number: P387173

Luminaire Tested: **GWC-SA2D-830-U-SL4**

Issue Date: 3/3/2020

Test Information

Test Method: LM-79-08
Report Number: P387173
TEST IS SCALED FROM IESNA LM-79-08 TEST DATA (G2-1903-205-24)
Test Lab: INNOVATION CENTER
Issue Date: 3/3/2020
Manufacturer: COOPER LIGHTING SOLUTIONS (FORMERLY EATON)
Product Line: MCGRAW-EDISON
Catalog Number: GWC-SA2D-830-U-SL4
Description: GALLEON WALL LUMINAIRE
(2) 80 CRI, 3000K, 1200mA LIGHTSQUARES WITH 16 LEDS EACH AND TYPE IV
SPILL LIGHT ELIMINATOR OPTICS
Light Source: -
Ballast/Driver: ELECTRONIC DRIVER

Summary

Lumens per Lamp: N/A
Luminaire Lumens: 12227 lumens
Efficiency: N/A
Efficacy: 95.5 lumens/watt
Luminous Opening: Rectangular (W 1' x L: 0.5' x H: 0')
IES Classification: Type IV - Short
BUG Rating: B1 - U0 - G3

Input Watts (W): 128
Input Voltage (V): NR
Input Current (Ain): NR
Voltage Rise (V): NR
Power Factor: NR
Total Harmonic Distortion (THDi): NR
Frequency (hertz): 60
Stabilization Time: NR
Operation Time: NR
Ambient Temperature (°C): NR
Test Distance: 24 FT



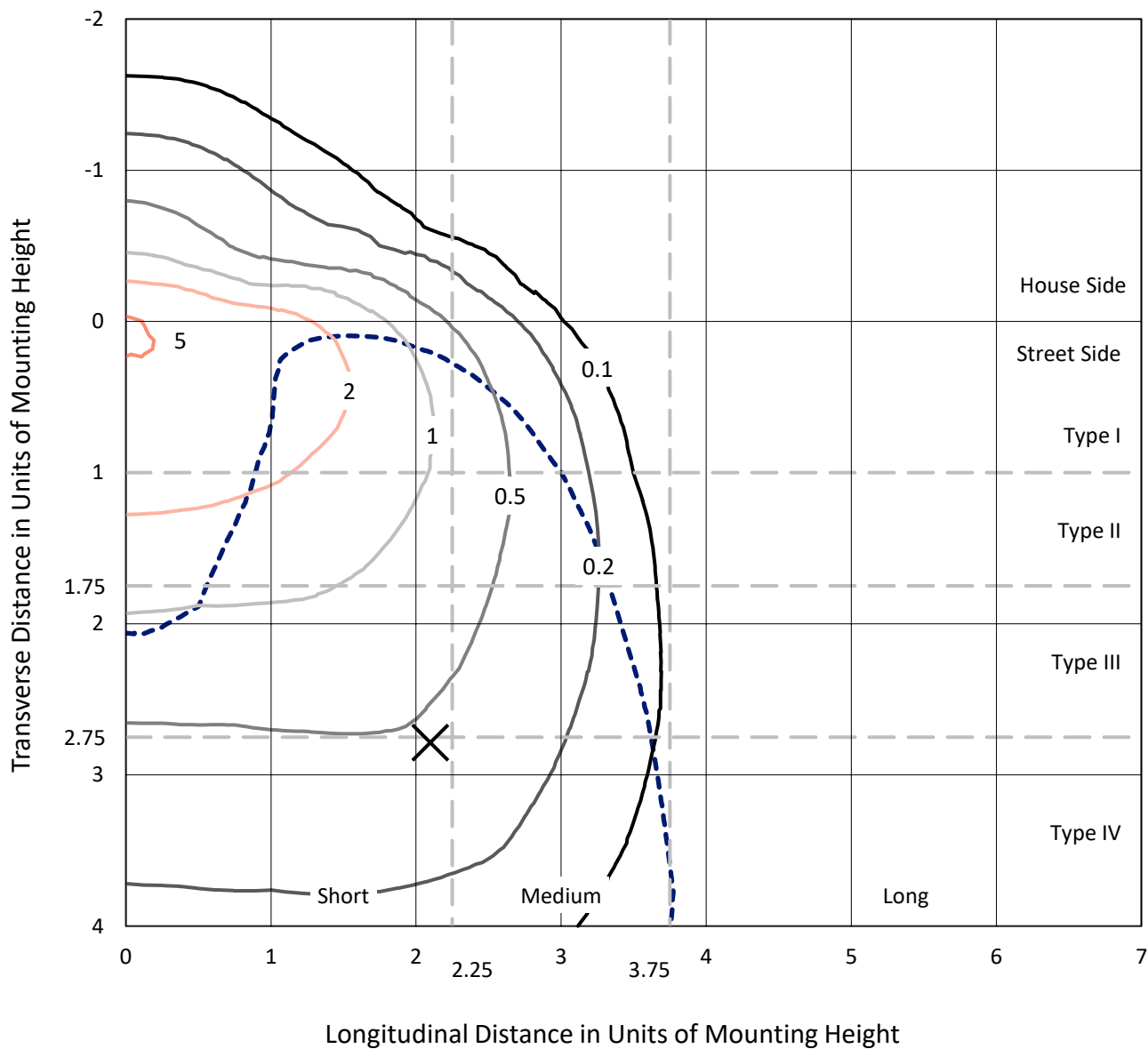
REPORT NUMBER: P387173

CATALOG NUMBER: GWC-SA2D-830-U-SL4

Iso-Footcandle Lines of Horizontal Illumination

× Max cd

--- 1/2 Max cd

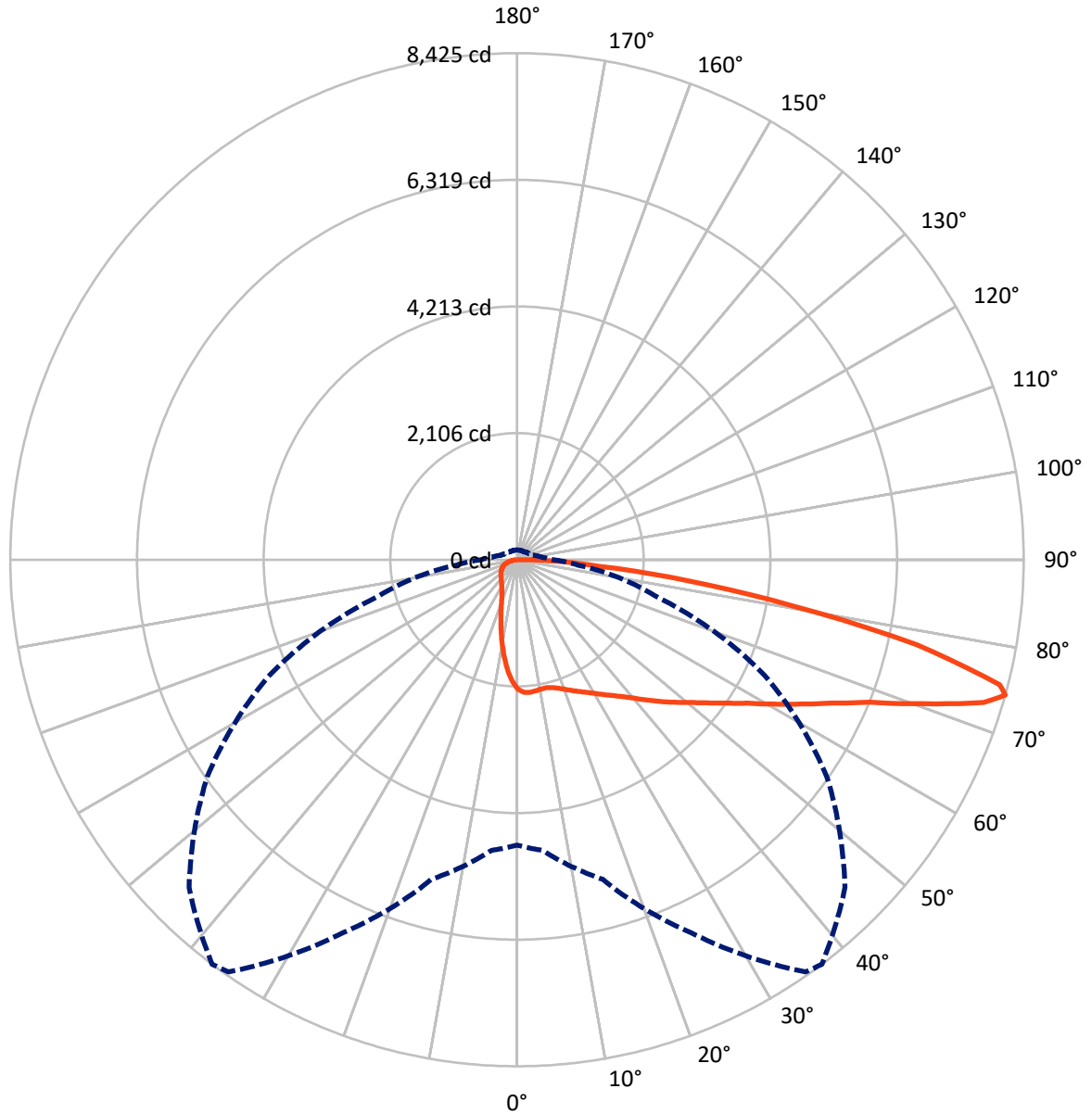


Based on 20 foot mounting height. Maximum calculated value = 5.5 fc

Type IV - Short - N/A

REPORT NUMBER: P387173
CATALOG NUMBER: GWC-SA2D-830-U-SL4

Luminous Intensity Polar Plot



— Vertical Plane Through 37-Deg Lateral - - - Horizontal Cone Through 74-Deg Vertical



REPORT NUMBER: P387173

CATALOG NUMBER: GWC-SA2D-830-U-SL4

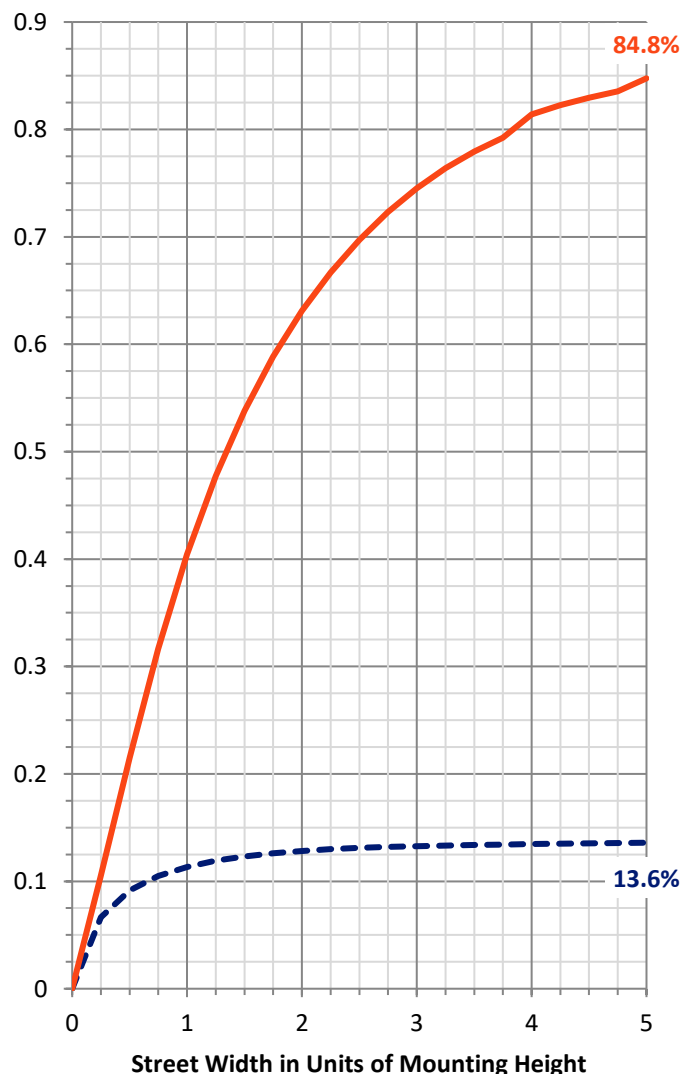
FLUX DISTRIBUTION:

		Downward	Upward	Total
House Side	Lumens	1682.4	0.0	1682.4
	% Fixture	13.8	0.0	13.8
Street Side	Lumens	10544.6	0.0	10544.6
	% Fixture	86.2	0.0	86.2
Total	Lumens	12227.0	0.0	12227.0
	% Fixture	100.0	0.0	100.0

ZONAL LUMENS:

Zone	Lumens	% Fixture
0°-10°	189.7	1.6
10°-20°	486.3	4.0
20°-30°	749.3	6.1
30°-40°	1089.6	8.9
40°-50°	1603.6	13.1
50°-60°	2252.0	18.4
60°-70°	2850.4	23.3
70°-80°	2509.9	20.5
80°-90°	496.3	4.1
90°-100°	0.0	0.0
100°-110°	0.0	0.0
110°-120°	0.0	0.0
120°-130°	0.0	0.0
130°-140°	0.0	0.0
140°-150°	0.0	0.0
150°-160°	0.0	0.0
160°-170°	0.0	0.0
170°-180°	0.0	0.0
0°-90°	12227.0	100.0
0°-180°	12227.0	100.0

Coefficient of Utilization



REPORT NUMBER: P387173

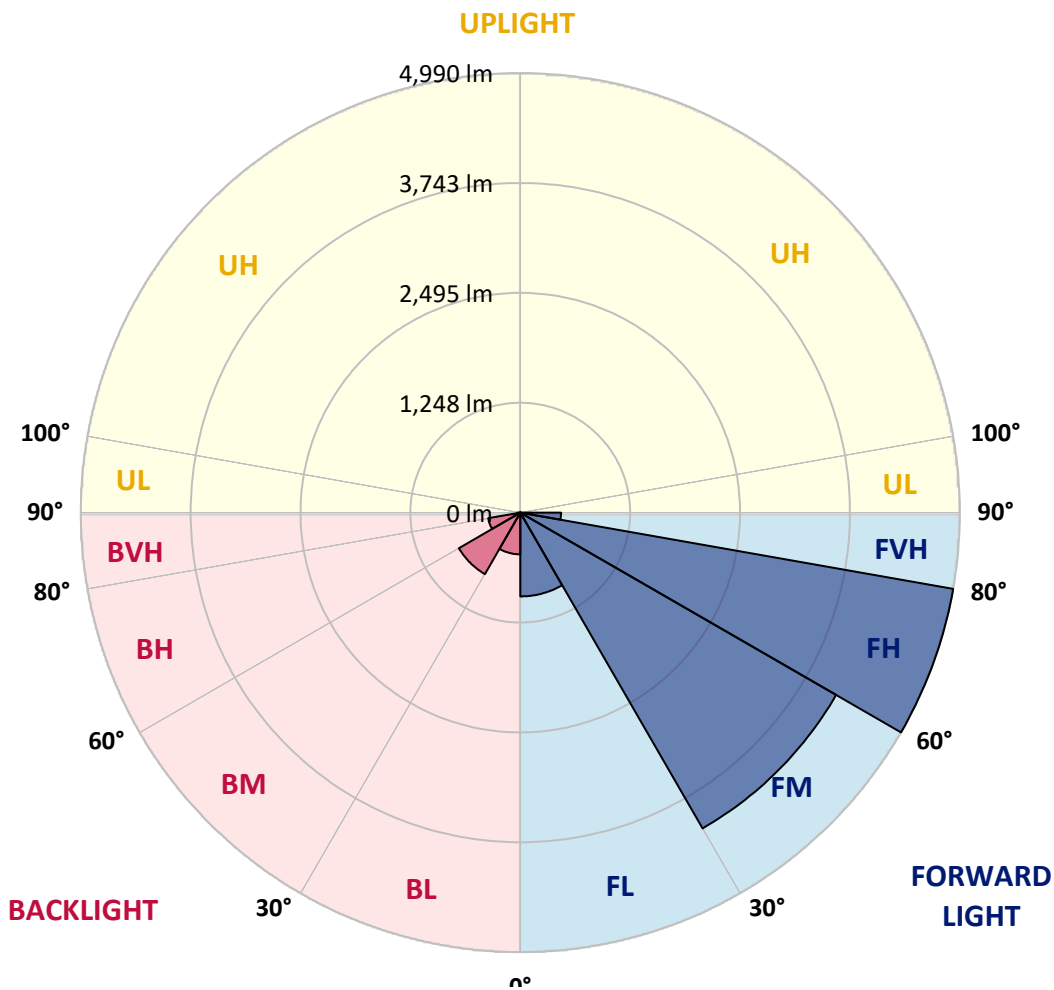
CATALOG NUMBER: GWC-SA2D-830-U-SL4

LUMINAIRE CLASSIFICATION SYSTEM LUMEN TABLE AND BUG RATING:

Zone	Lumens	% Fixture	Zone Rating/Lumen Limit		
			B	U	G
FL (0°-30°)	951.4	7.8			
FM (30°-60°)	4140.2	33.9			
FH (60°-80°)	4990.4	40.8			G2/5000
FVH (80°-90°)	462.6	3.8			G3/500
BL (0°-30°)	473.9	3.9	B1/500		
BM (30°-60°)	805.1	6.6	B1/1000		
BH (60°-80°)	369.8	3.0	B1/500		G1/500
BVH (80°-90°)	33.6	0.3			G1/100
UL (90°-100°)	0.0	0.0		U0/0	
UH (100°-180°)	0.0	0.0		U0/0	

BUG Rating: B1-U0-G3

Type IV Short





REPORT NUMBER: P387173
 CATALOG NUMBER: GWC-SA2D-830-U-SL4

CANDELA DISTRIBUTION (FULL):

	0°	5°	15°	25°	35°	37°	45°	55°	65°	75°	85°
0°	2154.4	2154.4	2154.4	2154.4	2154.4	2154.4	2154.4	2154.4	2154.4	2154.4	2154.4
2.5°	2228.0	2228.4	2228.0	2224.6	2216.4	2209.5	2203.9	2195.7	2177.6	2163.8	2143.2
5°	2249.1	2246.5	2244.8	2238.3	2225.4	2217.7	2206.9	2191.4	2161.7	2134.1	2100.5
7.5°	2239.2	2236.2	2232.3	2224.6	2209.9	2203.4	2188.4	2168.1	2132.4	2096.2	2048.0
10°	2208.6	2207.8	2206.0	2204.3	2191.8	2186.7	2172.9	2151.3	2116.0	2072.1	2015.7
12.5°	2174.6	2176.7	2183.6	2192.7	2187.1	2184.5	2175.9	2161.2	2125.1	2077.7	2009.6
15°	2153.1	2159.1	2177.6	2201.3	2206.0	2205.2	2203.0	2193.5	2155.2	2102.7	2023.4
17.5°	2145.7	2155.6	2191.0	2230.2	2243.9	2247.0	2247.8	2231.4	2188.8	2133.2	2037.6
20°	2159.1	2171.6	2223.3	2277.1	2299.1	2300.8	2296.9	2268.5	2220.7	2159.5	2045.4
22.5°	2199.6	2210.8	2275.4	2336.1	2361.1	2363.7	2352.0	2309.0	2254.3	2190.5	2056.2
25°	2277.5	2291.3	2355.9	2416.6	2429.6	2430.0	2413.2	2359.8	2298.2	2234.0	2079.4
27.5°	2379.2	2393.0	2451.1	2510.5	2503.6	2499.8	2476.9	2423.5	2355.5	2293.9	2120.8
30°	2492.4	2507.5	2562.7	2604.9	2588.5	2580.7	2562.2	2493.3	2435.2	2375.7	2184.1
32.5°	2609.6	2623.4	2671.6	2700.5	2679.8	2676.4	2648.4	2585.5	2539.0	2500.6	2286.6
35°	2729.8	2739.7	2787.0	2803.4	2775.8	2775.0	2767.2	2709.5	2680.2	2698.3	2435.6
37.5°	2852.5	2855.1	2895.6	2896.4	2888.3	2891.7	2899.9	2863.7	2871.9	2928.3	2629.4
40°	2961.9	2968.8	2998.1	3007.1	3021.3	3033.4	3074.3	3050.6	3113.9	3213.9	2870.6
42.5°	3042.9	3056.2	3103.2	3126.4	3172.5	3191.5	3249.2	3271.1	3398.6	3548.5	3157.4
45°	3111.4	3132.0	3207.4	3255.2	3333.2	3366.3	3449.0	3522.7	3720.4	3911.6	3459.4
47.5°	3185.4	3211.7	3306.0	3397.3	3503.3	3540.8	3691.1	3801.3	4063.6	4276.8	3744.1
50°	3294.4	3314.6	3406.8	3550.2	3682.5	3730.7	3938.7	4096.8	4412.5	4624.8	3990.8
52.5°	3446.4	3438.7	3516.6	3717.8	3895.2	3954.7	4203.2	4411.2	4766.1	4939.7	4199.3
55°	3599.3	3586.4	3641.1	3893.1	4143.3	4205.8	4494.3	4726.9	5102.5	5223.1	4359.1
57.5°	3769.5	3744.9	3791.0	4090.8	4425.8	4500.4	4820.4	5062.4	5433.3	5452.2	4460.7
60°	3944.8	3911.6	3963.3	4335.8	4784.6	4872.5	5202.0	5389.8	5745.1	5635.7	4493.5
62.5°	4098.1	4074.8	4154.5	4609.3	5189.0	5285.5	5576.7	5737.8	6052.6	5711.9	4375.5
65°	4232.0	4235.9	4373.7	4916.8	5640.0	5742.9	6006.5	6166.7	6294.6	5666.7	4099.4
67.5°	4391.8	4413.8	4649.0	5321.7	6207.6	6320.5	6631.9	6634.5	6429.9	5401.4	3555.8
70°	4624.8	4670.1	5027.5	5883.3	7014.8	7169.8	7410.2	6909.3	6239.9	4682.1	2797.8
72.5°	4831.6	4916.0	5430.2	6525.9	7998.5	8116.1	7865.4	6750.8	5446.2	3508.9	1743.0
74°	4747.6	4852.2	5503.5	6842.5	8368.9	8425.3	7711.6	6288.2	4540.8	2430.0	1013.0
75°	4566.7	4680.4	5396.6	6839.5	8321.9	8290.5	7340.4	5759.7	3739.7	1657.3	674.0
77.5°	3685.5	3805.6	4547.3	5861.8	6823.5	6793.8	5638.7	3863.8	1637.9	543.5	342.4
80°	2142.7	2234.5	2822.8	3722.5	4601.1	4655.0	3708.3	1911.9	644.3	305.4	232.1
82.5°	951.8	1015.2	1363.6	1900.2	2776.7	2846.1	1942.0	1001.8	398.0	185.6	139.5
85°	624.5	671.5	827.8	904.9	1322.2	1369.6	950.5	780.0	262.7	102.1	102.5
87.5°	449.2	494.4	615.0	537.1	606.9	574.6	517.3	721.8	105.5	58.1	34.5
90°	0.0	0.0	0.0	0.0	0.0	0.0	0.0	0.0	0.0	0.0	0.0



REPORT NUMBER: P387173
 CATALOG NUMBER: GWC-SA2D-830-U-SL4

CANDELA DISTRIBUTION (continued):

	90°	95°	105°	115°	125°	135°	145°	155°	165°	175°	180°
0°	2154.4	2154.4	2154.4	2154.4	2154.4	2154.4	2154.4	2154.4	2154.4	2154.4	2154.4
2.5°	2134.1	2127.2	2111.7	2082.4	2066.1	2052.3	2029.4	2016.1	2010.1	2009.6	2012.2
5°	2081.1	2065.2	2025.1	1976.0	1936.8	1901.1	1856.7	1830.0	1811.1	1799.9	1802.9
7.5°	2019.5	1994.6	1931.7	1853.3	1790.4	1721.1	1652.6	1611.7	1579.8	1556.1	1560.4
10°	1977.3	1942.9	1851.1	1738.3	1633.6	1532.9	1438.5	1382.1	1337.3	1302.9	1305.4
12.5°	1963.1	1916.6	1789.5	1638.8	1491.9	1354.1	1230.9	1144.4	1098.3	1059.1	1062.1
15°	1965.3	1902.8	1737.9	1549.2	1364.5	1190.9	1041.4	940.2	877.8	850.6	851.1
17.5°	1967.0	1886.9	1683.6	1453.2	1238.3	1038.4	876.0	773.5	714.5	689.5	690.0
20°	1961.4	1861.0	1616.4	1342.9	1106.5	898.4	741.2	654.2	609.4	590.1	590.1
22.5°	1954.1	1830.5	1540.6	1232.2	976.4	777.0	644.8	578.4	552.6	539.7	539.2
25°	1957.5	1807.6	1463.1	1118.5	856.7	680.1	580.6	536.6	519.4	511.2	510.8
27.5°	1976.0	1796.9	1391.6	1005.2	752.0	607.3	537.5	506.5	495.3	490.1	490.1
30°	2009.6	1796.9	1317.1	908.8	665.0	553.4	504.3	483.2	475.5	472.0	472.0
32.5°	2068.2	1806.8	1245.1	813.2	595.7	511.2	476.8	462.6	456.5	454.8	454.8
35°	2169.0	1840.4	1174.9	722.7	539.7	476.8	450.5	442.3	438.0	437.6	438.9
37.5°	2310.7	1908.9	1109.0	656.0	500.0	448.8	428.5	422.1	419.5	421.7	423.4
40°	2489.0	2001.9	1049.2	595.7	469.9	426.4	408.3	404.0	402.7	405.7	408.3
42.5°	2704.4	2127.6	1000.1	552.2	446.6	407.4	391.1	385.9	384.6	388.1	391.5
45°	2937.4	2262.9	965.6	519.9	428.5	393.2	376.0	370.4	367.8	369.5	373.4
47.5°	3149.3	2390.8	951.8	497.0	411.3	381.2	362.6	355.8	351.4	350.6	353.6
50°	3328.0	2486.0	958.3	483.2	397.5	367.8	349.7	342.0	335.5	331.6	333.8
52.5°	3458.1	2545.9	964.3	477.2	386.8	353.2	335.5	328.2	319.6	313.1	313.1
55°	3552.4	2559.6	951.0	472.5	378.6	337.2	319.6	312.7	304.1	296.8	295.9
57.5°	3589.4	2520.9	901.5	465.6	373.0	322.2	302.8	297.6	290.3	281.7	281.2
60°	3539.5	2401.1	805.8	450.9	365.7	309.7	286.0	282.5	279.1	270.9	270.5
62.5°	3338.8	2138.4	682.2	421.2	351.0	296.3	270.5	272.2	272.6	267.0	266.2
65°	2974.8	1777.5	561.6	382.5	329.1	280.4	254.5	262.7	267.5	266.6	265.3
67.5°	2445.9	1383.4	475.9	341.5	300.2	258.4	237.3	246.8	250.7	253.7	252.8
70°	1815.4	975.5	393.7	298.5	265.3	232.6	214.9	219.7	217.1	220.5	221.8
72.5°	1012.1	585.3	320.9	255.4	229.1	202.4	189.9	189.1	183.5	183.5	183.5
74°	607.3	429.4	282.1	228.7	207.2	182.6	171.8	168.0	162.8	163.2	162.8
75°	488.4	369.1	258.8	211.0	191.7	171.0	160.2	155.1	151.2	151.2	150.7
77.5°	308.4	280.4	208.5	168.0	153.3	140.8	133.5	126.6	126.6	126.2	125.8
80°	233.0	223.1	162.4	127.1	117.6	108.1	103.4	100.4	100.4	101.6	101.2
82.5°	159.8	168.0	114.1	88.7	84.0	77.1	76.2	76.7	75.4	73.6	73.2
85°	116.7	126.2	77.1	56.0	51.3	46.9	50.4	52.1	50.0	46.1	44.4
87.5°	44.8	82.7	41.3	23.3	21.5	18.5	21.5	22.4	24.1	19.0	19.4
90°	0.0	0.0	0.0	0.0	0.0	0.0	0.0	0.0	0.0	0.0	0.0

Signify Classified - Internal
Cooper Lighting Solutions Photometric Lab
1121 Highway 74 South
Peachtree City, GA 30269

Scaled Data Report



Report Generated By 670245982

Signify Classified - Internal
Cooper Lighting Solutions Photometric Lab
1121 Highway 74 South
Peachtree City, GA 30269

Scaled Data Report



Signify Classified - Internal
Cooper Lighting Solutions Photometric Lab
1121 Highway 74 South
Peachtree City, GA 30269

Scaled Data Report



Signify Classified - Internal
Cooper Lighting Solutions Photometric Lab
1121 Highway 74 South
Peachtree City, GA 30269

Scaled Data Report





--- HS — SS

Signify Classified - Internal
Cooper Lighting Solutions Photometric Lab
1121 Highway 74 South
Peachtree City, GA 30269

Scaled Data Report



u

Signify Classified - Internal
Cooper Lighting Solutions Photometric Lab
1121 Highway 74 South
Peachtree City, GA 30269

Scaled Data Report



Signify Classified - Internal
Cooper Lighting Solutions Photometric Lab
1121 Highway 74 South
Peachtree City, GA 30269

Scaled Data Report



(END OF REPORT)